



BUILDING BETTER LIVES



Illinois Kids Count 2008

A 20-Year Perspective

Jerry Stermer

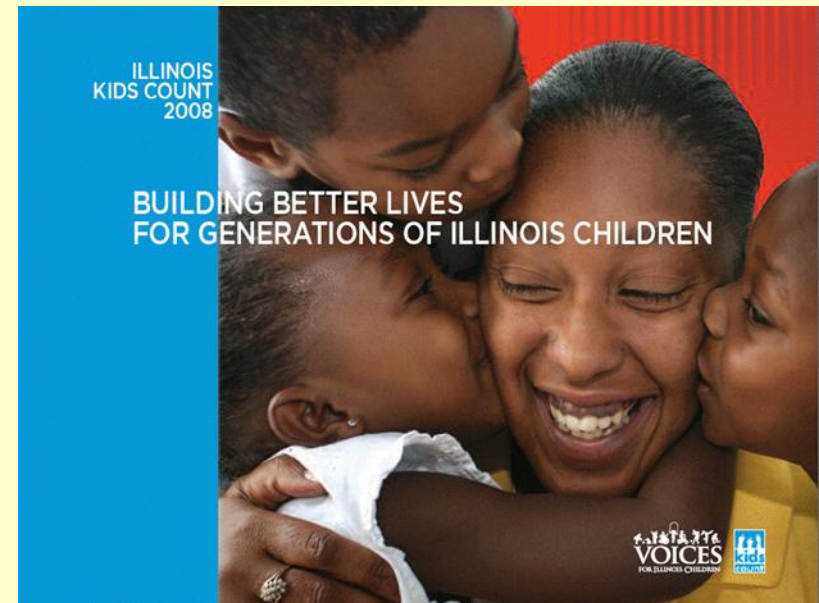
March 28, 2008

A 20-Year Perspective



Data from the past 20 years show Illinois has made significant advancements in:

- Early childhood education
- Maternal and child health
- Health insurance coverage
- Child welfare
- Family economic security



Education

Highlights:

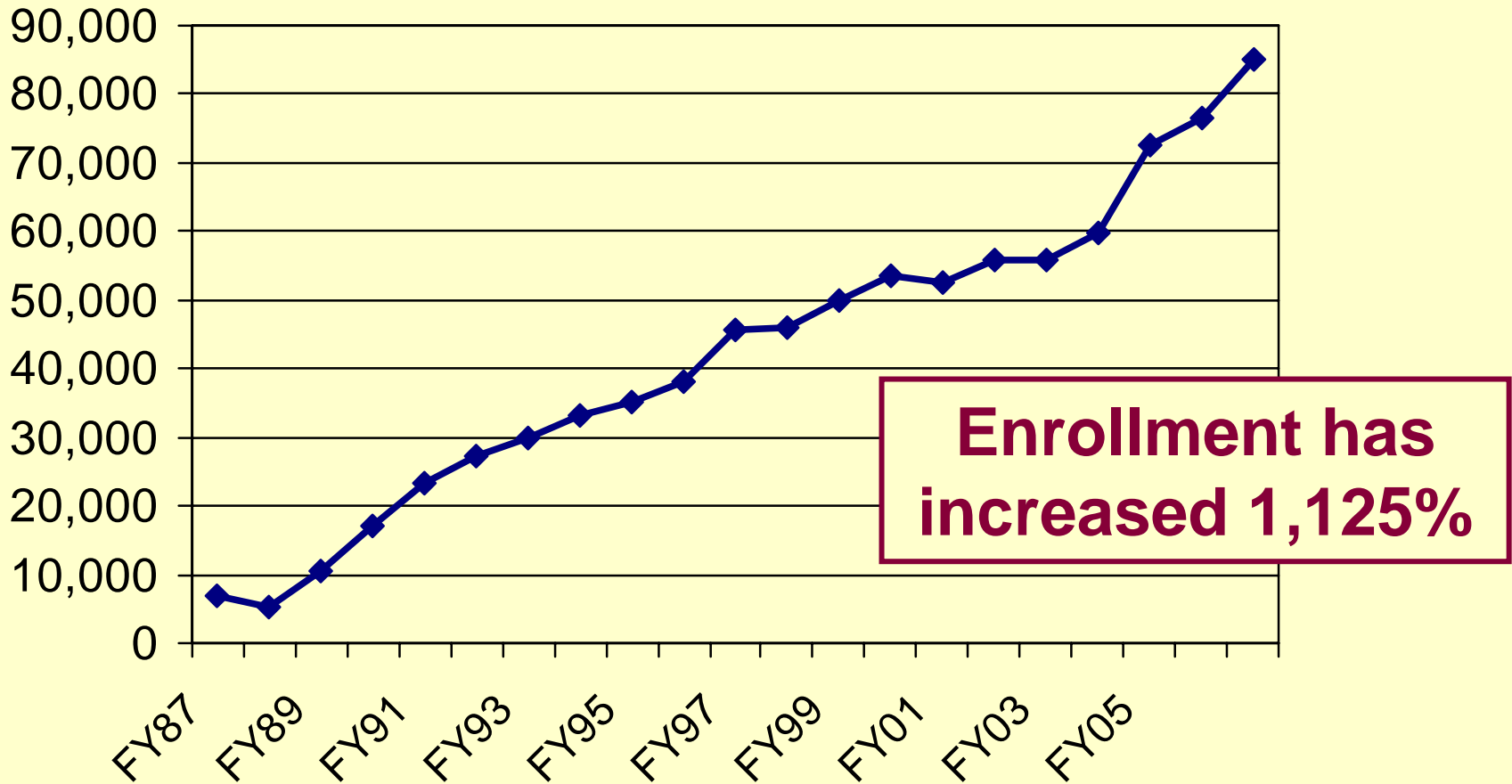
- Enrollment in public preschool programs 12 times higher
- Latino student population more than doubled
- Number of students in special education rising



Education



Public Preschool Program Enrollment



Source: Illinois State Board of Education

Maternal and Child Health



Highlights:

- Early prenatal care improved, particularly among Latinos and African Americans
- Infant mortality declined
- Higher vaccination rates
- Fewer cases of childhood lead poisoning



Maternal and Child Health



Percent of Live Births with Prenatal Care Beginning in the First Trimester, Illinois

	1990-1992	1993-1995	1996-1998	1999-2001	2002-2004
All races	77.8%	80.1%	82.2%	82.9%	85.3%
White	85.7%	88.1%	89.3%	89.9%	90.9%
Black	62.8%	65.9%	69.5%	71.4%	74.2%
Latino	65.6%	69.1%	72.6%	74.0%	79.6%
Asian/Pacific Islander	78.6%	81.0%	85.2%	85.0%	88.1%

Source: National Center for Health Statistics

Health Coverage



Highlights:

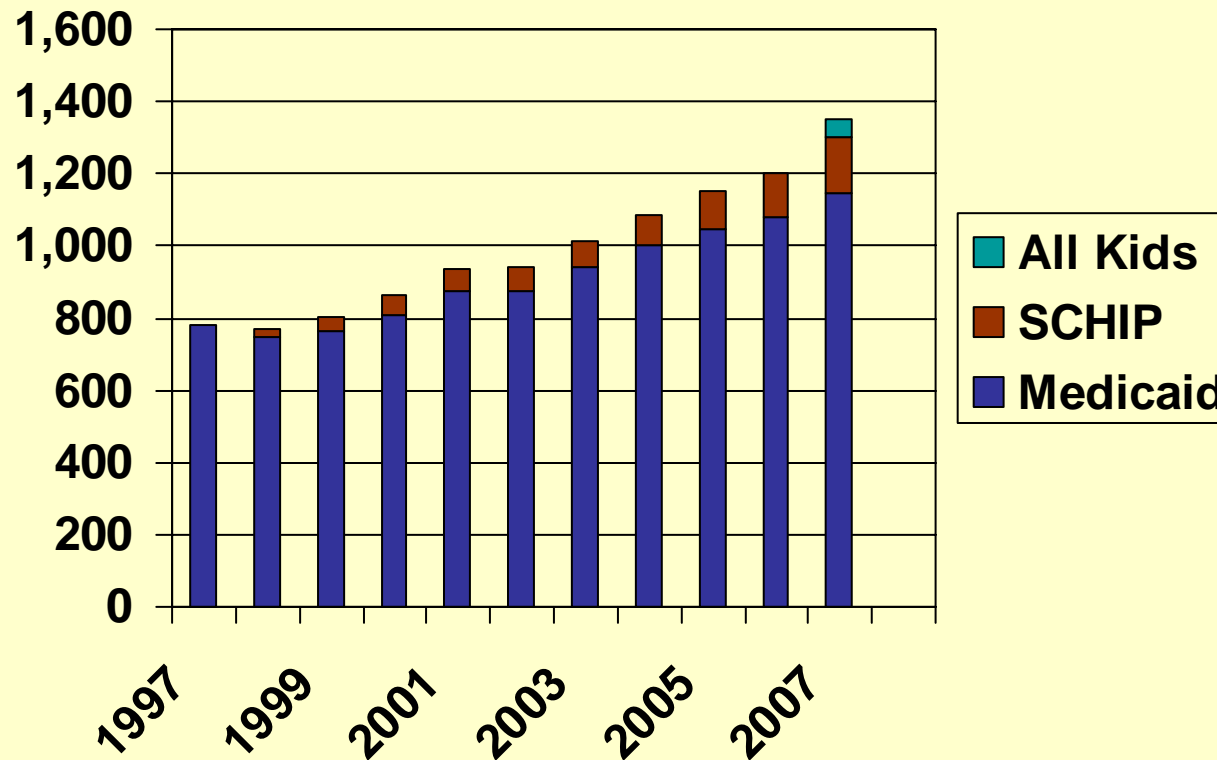
- Expanded access for low-income kids
- Proportion of uninsured kids declined
- Uninsured rate fell among low-income families



Health Coverage



Enrollment of Children in Medicaid, SCHIP and All Kids Expansion, as of June of Each Year (in 1,000s)



Source: Illinois Department of Healthcare and Family Services

Child Welfare



Highlights:

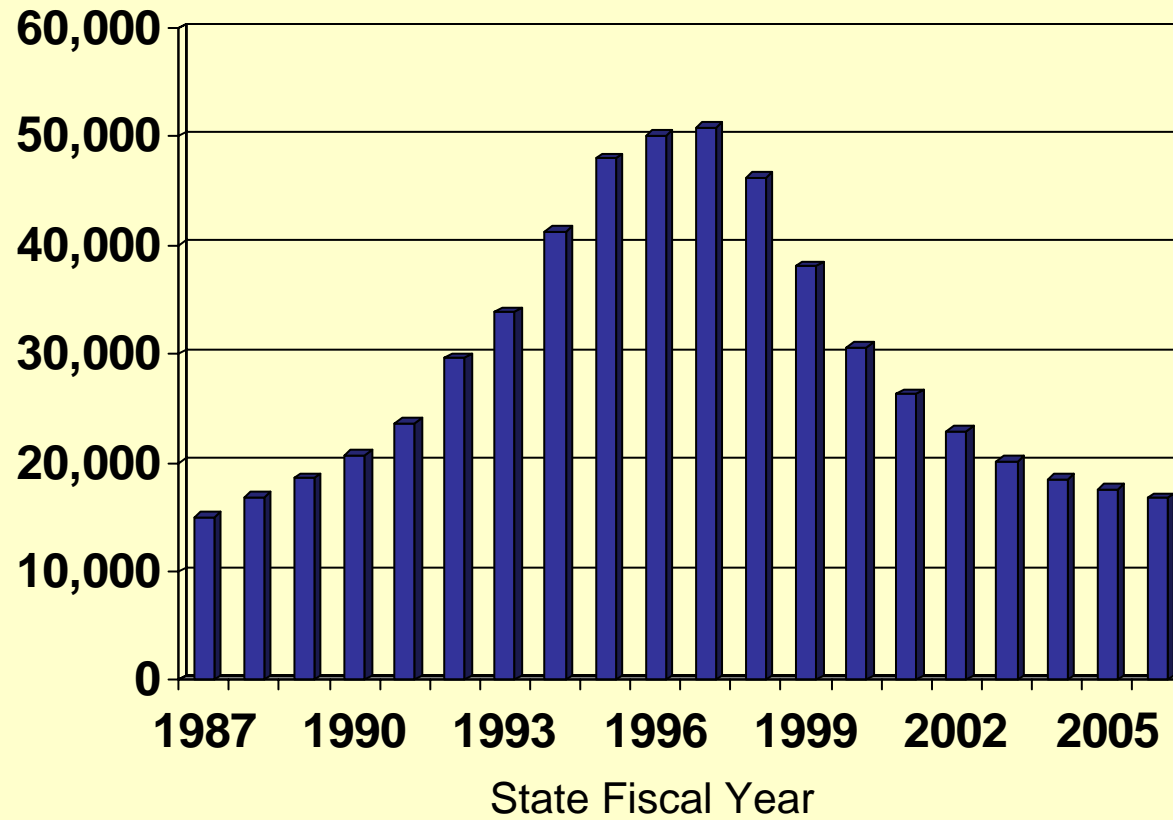
- Transformation of system
- After peak in 1997, number of children in substitute care dropped 67%
- Illinois seen as national leader in child welfare
- Incarcerated juvenile population declined 35% from 1999-2005



Child Welfare



Children in Substitute Care in Illinois



Source: Children and Family Research Center at University of Illinois at Urbana-Champaign, analysis of data from Illinois Department of Children and Family Services

Family Economic Security



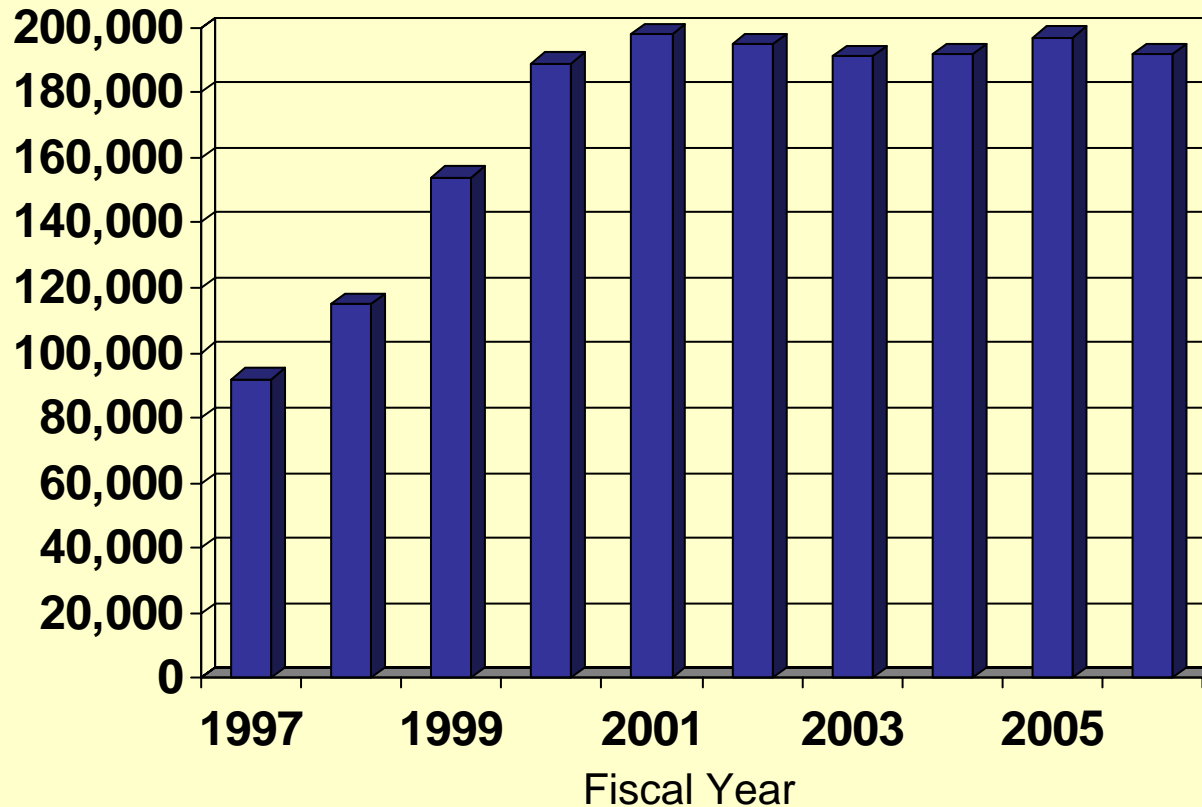
Highlights:

- AFDC/TANF caseloads dropped:
 - 73% (1995-2001)
 - 41% (2001-2006)
- Expanded child care assistance program
- EITC becomes important tool for reducing poverty

Family Economic Security



Average Monthly Enrollment in the Illinois Child Care Assistance Program



Source: Illinois Department of Human Services

Challenges Ahead

- Changing demographics
 - 22% of children live in immigrant families
- Unemployment rising; poverty rate flat
- School quality and funding
- Highest proportion of uninsured kids in Midwest
- Children's mental health
- Aging out of child welfare system

